

Inductive sensor

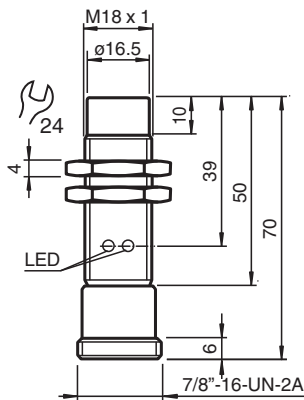
NBN8-18GM80-WO-V93



- 8 mm non-flush
- 2-wire AC



Dimensions



Technical Data

General specifications		
Switching function		Normally closed (NC)
Output type		Two-wire
Rated operating distance	s _n	8 mm
Installation		non-flush
Output polarity		AC
Assured operating distance	s _a	0 ... 6.48 mm
Actual operating distance	s _r	7.2 ... 8.8 mm typ. 8 mm
Reduction factor r _{Al}		0.4
Reduction factor r _{Cu}		0.4
Reduction factor r ₃₀₄		0.7
Output type		2-wire
Nominal ratings		
Operating voltage	U _B	20 ... 253 V
Switching frequency	f	0 ... 20 Hz
Hysteresis	H	typ. 7.5 %
Reverse polarity protection		reverse polarity tolerant
Voltage drop	U _d	< 5 V (I _L > 50 mA); < 8 V (I _L < 50 mA)

Release date: 2024-05-28 Date of issue: 2024-06-05 Filename: 124320_eng.pdf

Refer to "General Notes Relating to Pepperl+Fuchs Product Information".

Pepperl+Fuchs Group
www.pepperl-fuchs.com

USA: +1 330 486 0001
fa-info@us.pepperl-fuchs.com

Germany: +49 621 776 1111
fa-info@de.pepperl-fuchs.com

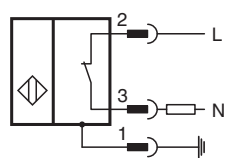
Singapore: +65 6779 9091
fa-info@sg.pepperl-fuchs.com

PEPPERL+FUCHS

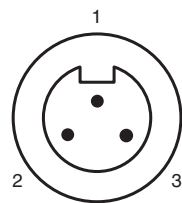
Technical Data

Momentary current (20 ms, 0.1 Hz)		0 ... 1600 mA
Operating current	I _L	5 ... 200 mA
Off-state current	I _r	0 ... 1.7 mA typ.
Time delay before availability	t _v	≤ 30 ms
Operating voltage indicator		LED, green
Switching state indicator		LED, yellow
Compliance with standards and directives		
Standard conformity		
Standards		EN IEC 60947-5-2
Approvals and certificates		
UL approval		cULus Listed, General Purpose
CSA approval		cCSAus Listed, General Purpose
CCC approval		Certified by China Compulsory Certification (CCC)
Ambient conditions		
Ambient temperature		-25 ... 70 °C (-13 ... 158 °F)
Mechanical specifications		
Connection type		Connector plug 7/8 inch-16 UN , 3-pin
Housing material		brass, nickel-plated
Sensing face		PBT
Degree of protection		IP67
Dimensions		
Length		80 mm
Diameter		18 mm
Note		1) In the temperature range below 0 °C, permissible operating voltage U _b 80...253 V Safety fuse ≤ 0.8 A (quick-blow) according to IEC 60127-2 Sheet 1 Recommendation: after a short circuit, check that the device is functioning correctly.

Connection



Connection Assignment



Wire colors			
1		GN	(green)
2		BK	(black)
3		WH	(white)